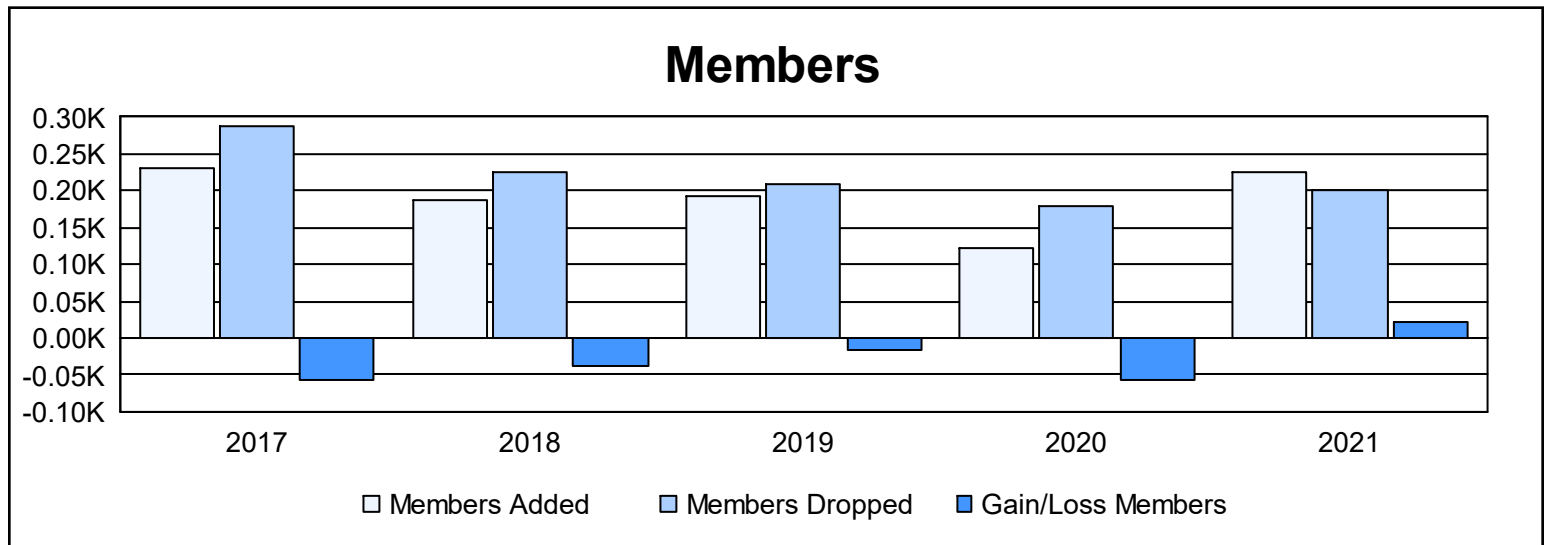
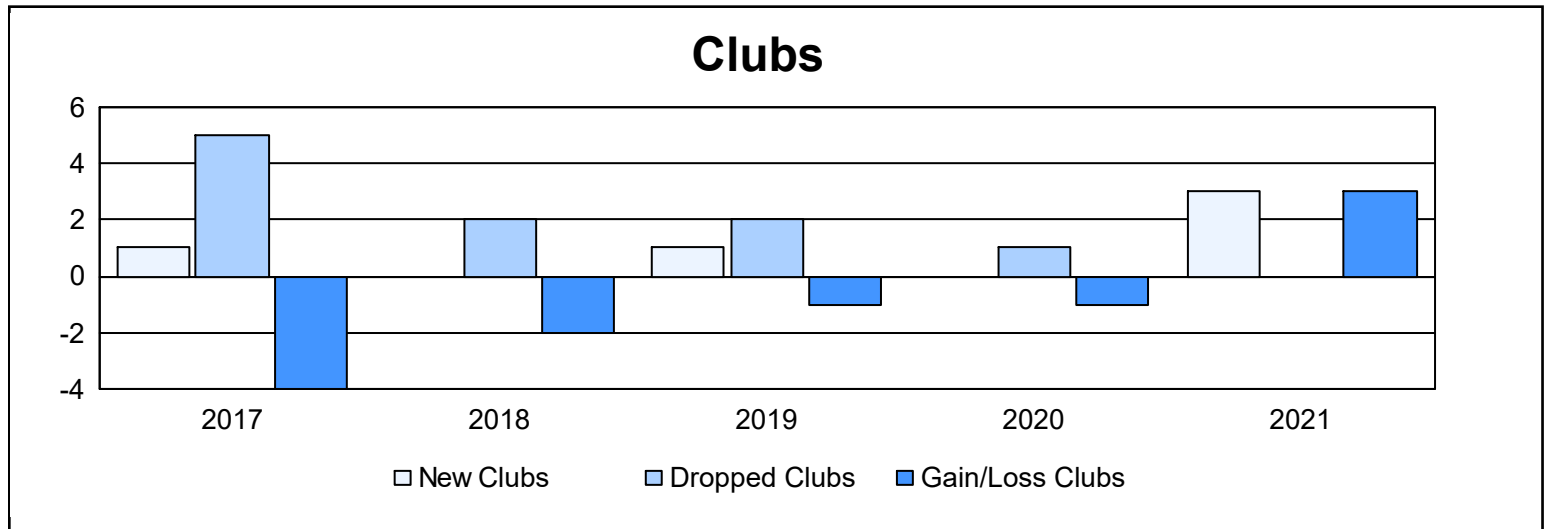
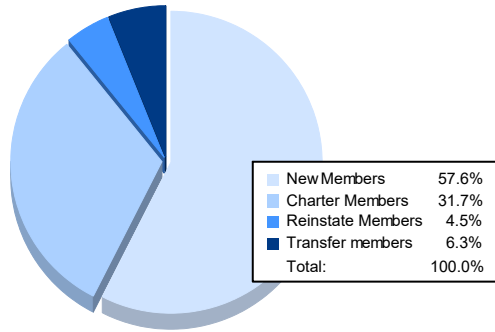


| Year | New Clubs | Dropped Clubs | Gain/ Loss Clubs | New Members | Charter Members | Reinstate Members | Transfer Members | Total Member Added | Total Members Dropped | Gain/ Loss Members |
|----------------|-----------|---------------|------------------|-------------|-----------------|-------------------|------------------|--------------------|-----------------------|--------------------|
| 2016-2017 | 1 | 5 | -4 | 123 | 50 | 11 | 47 | 231 | 288 | -57 |
| 2017-2018 | 0 | 2 | -2 | 152 | 9 | 8 | 18 | 187 | 226 | -39 |
| 2018-2019 | 1 | 2 | -1 | 139 | 24 | 5 | 25 | 193 | 208 | -15 |
| 2019-2020 | 0 | 1 | -1 | 97 | 0 | 6 | 20 | 123 | 180 | -57 |
| 2020-2021 | 3 | 0 | 3 | 129 | 71 | 10 | 14 | 224 | 201 | 23 |
| Average | 1 | 2 | -1 | 128 | 31 | 8 | 25 | 192 | 221 | -29 |



Membership Composition June 2021 Cumulative



Gender Composition June 2021 Cumulative

